



FS & KS1 School

Year 1 Newsletter

Week 9 ~ 7th November 2019



Theme: Animals and Us

Science Topic: Seasonal Change and Plants

Term 1.2 Learning Challenge: Can you feel Autumn?

Week 9 Learning Challenge Question: Are our senses helpful?



Are our senses helpful?

In Science we explored our senses further, seeing what they help us do and why they are important for us as living beings. We learned to identify living and non-living things using our senses and observing the Life Processes.


Living things do all the Life Processes. They move, feed, react,

grow and reproduce. Our senses are an important part of our Life Processes. We began observing seeds and found it was quite tricky to decide

if they are living or non-living. We decided the best way to tell was to plant them and watch what happens. As we continue our unit on Autumn we will look carefully at trees and learn how they grow and change over time.



English ~ The Elephant and the Bad Baby



*...and they went **rumpeta**,
rumpeta, rumpeta, all down
the road.*

We have begun reading and retelling a well known children's story, *The Elephant and the Bad Baby*.

The repeating pattern in the text makes this a favourite for retelling together.

Phonics

We are practising blending to read and segmenting to spell words which have consonant blends at the end e.g *lost, fact, bend, gulp*. We need to listen carefully to these words so that we hear all the sounds and don't miss any when we are writing. We also learnt to read and spell the common words *what, there, out, this, have*.

Homework: Spelling, Punctuation and Grammar Review Activity Sheet.

Maths ~ Money

We have begun identifying coins and their values. We know that we can use different coins to make the same amount of money. In class we compared British coins to the money we use here in Egypt.

Homework:

Take some time to explore Egyptian coins and notes at home. Which ones do you count in 1's? Which do you count in 2's? 5's? Can you count them in Arabic and in English?










Bartering activity sheet and game: This is to help understand the concept of exchanging items at their value, without the reference to specific coins at this stage.

Reminder:

There is no school on Sunday 10th November.

Am I living?

Check the boxes by each picture to find out if it is living or not.

	Do I need food and water?	Do I need air?	Do I grow?	Do I reproduce?	Am I living? Yes or No
					
					
					
					
					
					
					

Extension Activity:

Can you label each object to show you know what it is? Say the word and then use your sounds to write the word phonetically. 😊

I found this:

😊 Easy

😬 Challenging

😞 I needed help

a Circle the correct spelling.

goo
go
gow



c Tick the real words and cross the alien words.

bell hiss
deck nozz
red yeck



b Oops! Mr Whoops has made a mistake in his sentence. Can you change it?

i had the jam.



f Tick the sentence that makes sense.

She is sit on the mat.

She is sats on the mat.

She is sitting on the mat.



b Find the hidden words in this mini wordsearch.

z	e	g	o	t
d	b	n	h	h
h	i	a	r	i
a	t	h	i	s
d	p	m	a	o
b	i	n	t	f

had got of that this

e Practise writing these tricky word spellings.

he he he _____


she she she _____

we we we _____

d Write a sentence about where you would go in a rocket.



I found this:



Easy



Challenging



I needed help

Money – bartering

Different cultures use different types of money. Imagine this was the money used in your culture.



You have 1 dot coins, 2 dot coins and 5 dot coins.

1 You want to buy something worth 5 dots. Draw the different combinations of coins you could use to pay for it.

2 What about if you wanted to buy something worth 8 dots? What combinations could you use?

I found this:



Easy



Challenging



I needed help

Money – bartering

You will need:



partners




scissors



the next page

What to do:

One person will be the shopkeeper and the others will be the customers. Carefully cut out the items and the dot money. Share out the money and take turns buying items. If you run out of things in your shop, you could label classroom items with dots.



Money – bartering

Dot coins for buying items on the previous page.

